

Teraxxa F4 Insecticide Seed Treatment

technology sheet

The only one that eliminates wireworms in cereals.

In addition to providing exceptional protection against key diseases, new Teraxxa® F4 is the only cereal seed treatment on the market that provides true wireworm control by breaking the lifecycle.

- Novel insecticide mode of action delivers a new standard for wireworm control
- Rapidly eliminates wireworms upon contact and reduces resident populations in season for true control
- Includes four fungicide active ingredients for premium broad-spectrum protection against key seed- and soil-borne diseases, including fusarium
- New formulation for reduced viscosity and optimized usability

Insecticide Active Ingredient

Broflanilide – Group 30

Fungicide Active Ingredients

Pyraclostrobin – Group 11

Fluxapyroxad – Group 7

Triticonazole – Group 3

Metalaxyl – Group 4

Formulation

Water-based suspension

One case contains

2 x 9.8 L jugs


Also available in 120 L drum

or 450 L tote

Storage guidelines

Protect from temperatures below 0°C and above 30°C.

Grower trial results speak for themselves



Source: Grower-applied Research Authorization Trials, Granum, AB, 2020

Crops

Wheat (all types), barley, oats, triticale, rye, canary seed

Treatment

Standard slurry, gravity flow or mist-type seed treatment

Pests and diseases controlled

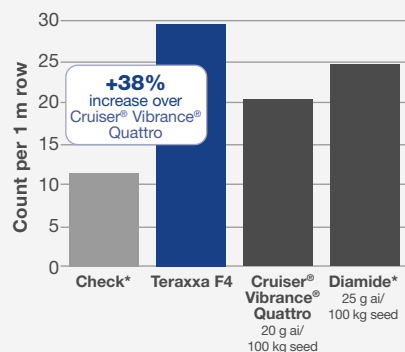
Pest/Disease				
Wireworm		<ul style="list-style-type: none"> • Eliminates wireworms • Reduces populations • Powerful knockdown 		
		Wheat	Barley	Oats
<i>Fusarium</i> spp.	Seed rot	C	C	C
	Damping-off (pre- and post-emergent)	C	C	C
	Seedling blight	C	C	C
	Root rot	C	C	C
	Crown rot	S	S	S
	Foot rot	S	S	S
<i>Cochliobolus sativus</i>	Seed rot	C	C	C
	Damping-off (pre-emergent)	C	C	C
	Seedling blight	S	S	S
	Root rot	S	S	S
<i>Rhizoctonia solani</i>	Seed rot	C	C	C
	Damping-off (pre- and post-emergent)	C	C	C
	Seedling blight	C	C	C
	Root rot	C	C	C
<i>Pythium</i> spp.	Seed rot	C	C	C
	Damping-off (pre- and post-emergent)	C	C	C
	Seedling blight	C	C	C
	Root rot	C	C	C
Smuts/bunts	Loose smut (<i>U. avenae</i> and <i>U. tritici</i>)	C		C
	Common bunt	C		
	True loose smut		C	
	Covered smut (<i>U. hordei</i> and <i>U. kollerii</i>)		C	C
	False loose smut		C	

S - Suppression C - Control

BASF

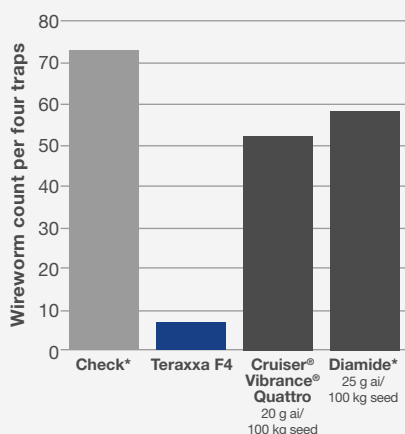
We create chemistry

Significant improvement in stand counts



Source: BASF Internal Research Trials, Lethbridge, AB, 2017
*Mixed with Insure Cereal FX4 at 300 ml/100 kg rate

Reduced wireworm populations



Source: BASF Internal Research Trials, Agassiz, BC, 2019
*Mixed with Insure Cereal FX4 at 300 ml/100 kg rate

For more information:

Call **AgSolutions** Customer Care at 1-877-371-BASF (2273)

Visit **agsolutions.ca**

Application rates

The application rate for Teraxxa F4 seed treatment is 300 ml per 100 kg of seed.

Crop	Bushels (bu) per case	Bushels (bu) per 120 L drum	Bushels (bu) per 450 L tote
Barley	300 bu	1,837 bu	6,888 bu
Canary seed	288 bu	1,764 bu	6,614 bu
Oats	422 bu	2,584 bu	9,689 bu
Rye, triticale	256 bu	1,567 bu	5,878 bu
Wheat	240 bu	1,470 bu	5,510 bu

Directions for use and application tips

Apply using standard slurry, gravity flow or mist-type seed treatment application equipment. Consult **agsolutions.ca** for calibration information.



MIX/AGITATE

Mix/agitate the product well before applying.



BE CAUTIOUS

Be cautious of weather and temperature of seed and seed treatment while treating. Keep seed treatment in a warm storage area and avoid treating seed that is colder than 0°C.



FLOW RATE

Find the right flow rate to avoid plugging. Don't start treating with the seed treater running at 100% capacity.



BLOCKAGE

If seed is dry, it can cause issues such as cracked hulls building up and plugging the metering roller/auger.



DO NOT LEAVE UNATTENDED

Do not leave your seed treater alone when it's running, as many things can quickly affect seed treating quality.



BE ATTENTIVE

Be attentive to factors that can cause changes to nozzle pressure, including the power source to the pump, an object blocking the filter or the hose not reaching deep enough into the product.



FACTORS THAT AFFECT DRYING TIMES

Be cautious of drying times and factors that can lengthen them, such as weather (air temperature, wind speed, relative humidity), seed temperature, seed moisture levels, seed type and water being added during treating.

Dilution with water is not required unless recommended by the manufacturer of the seed treatment application equipment. If desired, increase the use rate proportionally to the dilution rate:

Ex: 100 ml water + 300 ml Teraxxa F4 = 400 ml / 100 kg seed

BASF supports the addition of water to Teraxxa F4 to a maximum volume of 600 ml (300 ml additional water per 100 kg).

Do not use treated seed for food, feed or oil production.

In adherence with the "Seeds Act", Teraxxa F4 contains sufficient pigment to conspicuously colour and coat treated seed.

Always read and follow label directions.

AgSolutions and TERAXXA are registered trade-marks of BASF. TERAXXA F4 seed treatment should be used in a preventative disease control program. © 2020 BASF Canada Inc.

Cruiser, and Vibrance are registered trade-marks of Syngenta Participations AG.